

Thursday 27 June 2024



Year 6

Information

Evening



Mr Finch

Headteacher

(September 2024)

Mission Statement



‘Hedingham School seeks to create a challenging and stimulating learning environment that encourages high expectations for all learners.

Students are prepared for life in the 21st century through a safe, caring and supportive environment.

We strive to foster positive relationships with students and staff, offering mutual respect for all members of the community.’

Vision



Developing
Knowledge
and Skills

Building
Resilience and
Independence

Preparing for
Next Steps

Broadening
Student
Horizons

Active
Citizens in the
Community

‘Hedingham School and
Sixth Form continues to
be a **G****O****O****D** school’

Student Speeches



Lucy Stopps

Toby Metson



Mr Woodley- Head of Year 7


Your Curriculum



You will enjoy a broad and balanced curriculum

Subjects Taught at Hedingham





SCHOOL CLUBS

SUMMER TERM 2024



	MONDAY	TUESDAY	WEDNESDAY	THURSDAY	FRIDAY
YEAR 7	MORNING Year 7 football KS3 Fitness Art	MORNING Drama Club Small Animal Care Basketball Origami Club Art French Homework	MORNING Book Club French KS3 Fitness Art Keyboard	MORNING Choir (8:40 - 9:10) Science Club Orchestra Art French Club KS3 Badminton	MORNING Warhammer/LEGO Robotics Small Animal Care Dance Club KS3 Fitness Basketball
YEAR 8	MORNING KS3 Fitness Art	MORNING Basketball Drama Club Small Animal Care Origami Club Art French Homework Year 8 football	MORNING Book Club French KS3 Fitness Art Keyboard	MORNING Choir (8:40 - 9:10) Orchestra Art KS3 Badminton	MORNING Warhammer/LEGO Robotics Small Animal Care Dance Club KS3 Fitness Basketball
YEAR 9	MORNING Drama Club KS3 Fitness Art	MORNING Small Animal Care Basketball Origami Club Art French Homework	MORNING Year 9 football Book Club French KS3 Fitness Art	MORNING Choir (8:40 - 9:10) Orchestra KS3 Badminton Art	MORNING Warhammer/LEGO Robotics Small Animal Care Dance Club KS3 Fitness Basketball
YEAR 10	MORNING Graphics Drama Club Basketball Art	MORNING Small Animal Care Graphics KS4 Fitness Origami Club Art French Homework	MORNING French 3D Design Art KS4 Badminton	MORNING Choir (8:40 - 9:10) Year 10 Football 3D Design Orchestra KS4 Fitness Art	MORNING Small Animal Care Basketball Art
YEAR 11	MORNING Drama Club Basketball Art Basketball	MORNING GCSE Coursework Small Animal Care KS4 Fitness Origami Club Art French Homework	MORNING French 3D Design Art KS4 Badminton	MORNING Choir (8:40 - 9:10) 3D Design Orchestra KS4 Fitness Art	MORNING Year 11 football Small Animal Care Art Basketball

School Clubs and Extra-Curricular Activities

Outings and Trips



Learning and Achievement
does not only take place in
the classroom



Hedingham School Parliament



Leadership Opportunities



What I would like to see from you...



- Embrace all opportunities, in and out of lessons. Show curiosity, contribute in lessons.
- **Be ambitious, be the best you can be**
- Show perseverance towards your ambitions and resilience when things don't go to plan
- **Support others, show kindness and consideration**
- Be accountable for your actions, work with us as a school – a team approach

Hedingham Houses



- At Hedingham School every student gets placed into a House based on their form group.
- We have 4 different Houses, and each House has a respective "House Mascot".
- These are:



Moynes

(The Moynes Minotaurs)



Symonds

(The Symonds Sharks)



Hawkwood

(The Hawkwood Hawks)



Thomason

(The Thomason Tigers)



Inter-House across the Curriculum



- Students receive House Points for various positive behaviours exhibited throughout their school day.
- At the end of the academic year, the House with the highest House Points total has a celebration event.
- As well as House Points awarded in lessons, there are a variety of interhouse competitions including InterHouse Sports, Sports Day and Hedingham's Got Talent all of which add additional points to the House Point totals.

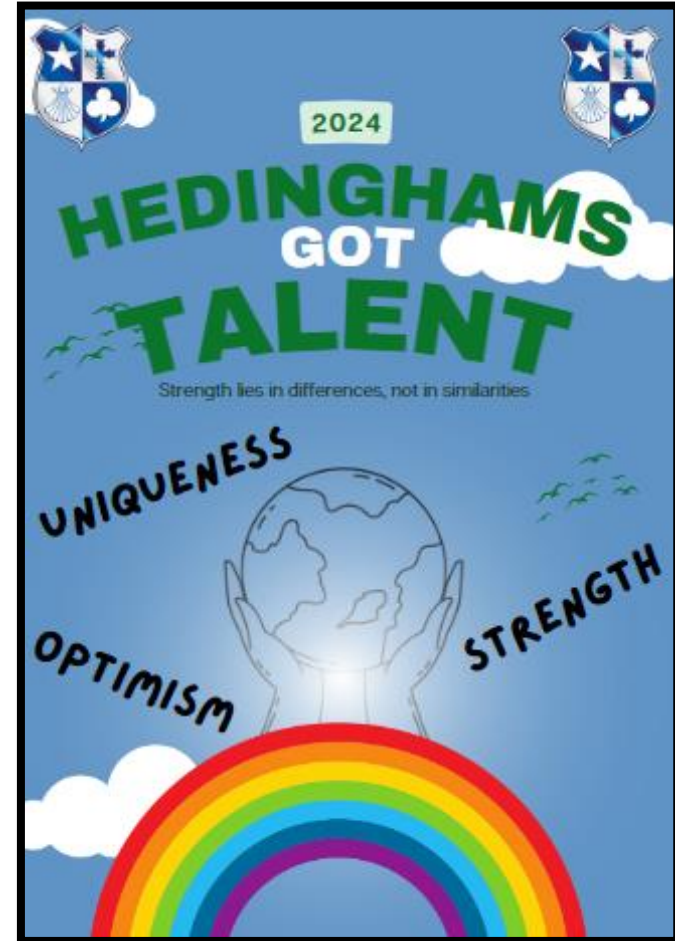
House Points

Thomason
20978

Symonds
23596

Moynes
20157

Hawkwood
21074



This years theme of "One World" with artwork designed by our students.



Subject Stars



History

House Point Certificates
Attendance Certificates
Half Termly Celebration Assemblies



PE



Art



Music



English



Maths



Computing



Geography



Student Speeches



Eliza Heath

Nilavan Premathas



Mr Nash - Assistant Headteacher Student Welfare



- Punctuality/Attendance
- Equipment
- Mobile Phones

Uniform



UNIFORM EXPECTATIONS



Formal black shoes
(Flat soles. No trainers,
plimsolls, boots or high
heels)



HEDINGHAM SCHOOL

The Role of the Tutor




- ✓ A daily check In
- ✓ Monitoring standards such as uniform and equipment – We will report concerns to you
- ✓ Drop Everything and Read
- ✓ 3 x Personal Development (PD) sessions
- ✓ Mood Scales

Mood Scales




A framework for
assessing,
monitoring and
supporting well-
being



Mood Scales – Your Well-Being



*How are you feeling
this week?*



High Anxiety/ Anger
The Red Zone is used to describe extremely heightened states of alertness and intense emotions. A person may be elated or experiencing anger, rage, explosive behaviour, devastation or terror.

Uncomfortable, Slightly Anxious
The Yellow Zone is used to describe a heightened state of alertness and elevated emotions. However, one has more control when they are in the Yellow Zone. A person may be experiencing stress, frustration, anxiety, excitement, silliness or nervousness.

Settled Safe Happy Place.
The Green Zone is used to describe a calm state of alertness. A person may be described as happy, focused, content or ready to learn when in the Green Zone. This is the zone where optimal learning occurs.

Low, Lethargic
The Blue Zone is used to describe low states of alertness and down feelings such as when one feels sad, tired, sick or bored.

The Personal Development Programme



Living in the Wider World

- Careers/Economic Well-being
 - **LORIC**
 - eSafety
- **Literacy: reading, discussing, challenging, analysing**
- Enrichment

Relationships

- Healthy positive relationships
 - **Anti-Bullying**
- Preparing for life in modern Britain
 - **Celebrating difference & diversity**

Health & Well-Being

Physical & Mental Health

Making the right lifestyle choices

H E D I N G H A M S C H O O L

READY RESPECT SAFE

CLASSROOM EXPECTATIONS



Be on time
Be equipped to learn
Be alert and ready to learn



Ensure that you do not disrupt the learning of others
Keep your phones and headphones out of sight in lessons
Be polite, and listen to staff and peers



Use equipment appropriately without causing damage
Remain seated unless given permission to leave your seat
Follow all teacher instructions without question

H E D I N G H A M S C H O O L

READY RESPECT SAFE

CHARACTER



Am I ready for the 21st Century World?

All Hedingham students should develop the characteristics of hard work, perseverance and resilience in their pursuit of ambitious goals in preparation for their 21st Century World



How do I celebrate difference & diversity?

All Hedingham students should respect everyone regardless of race, religion, sexuality, gender or disability

All students should be kind to everyone in the language they use and be accountable for their own actions

All students should positively contribute to their school and wider community



How do I look after myself and others?

All students should learn how to identify and manage risk

All students should be kind and positive digital citizens

All students should look after their health and well-being

Starting at Hedingham



The First Day

- Students will meet in the main hall for 8.40am.
- Students will have an extended tutor time.
- Students will have their thumb print taken the first morning.
- Students will have a meeting point for the end of break/lunch.

The First Couple of Weeks

- “Buddying up” children on arrival with Year 10 students who escort students to and from lessons for the first couple of weeks.
- Students will have an earlier break and lunch for the first couple of weeks.
- Students will have help and support with the bus.
- Full Induction Programme – ‘The Keys to Hedingham School.’

Help and Support



How You Can Support



- Parent partnership with the school is vital
- Ensure your child has the right uniform
- Ensure your child has the right equipment. Check pencil cases every couple of weeks
- Have a copy of the timetable on the fridge
- Know what days are PE/Dance and DT days
- Contact your child through the school office rather than their mobile phone
- Be curious about what is going on in school



Mr Daniels - Assistant Headteacher

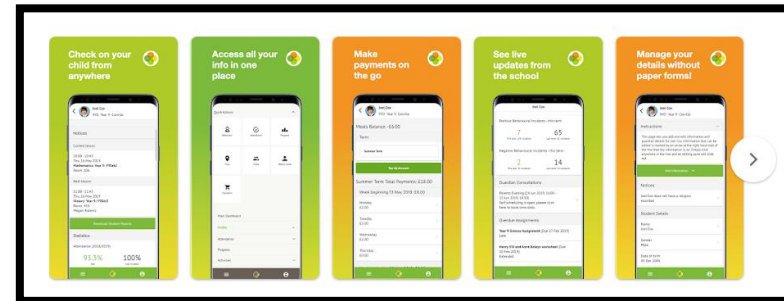
What is Arbor?



- Arbor is the system the school uses to store all student and guardian information including registers/timetables, attendance, behaviour incidents, house points, contact details etc.
- Primary Schools use a variety of different systems to do similar tasks e.g. SIMS, GoForSchools, Bromcom, ScholarPack.
- Arbor is a cloud-based platform so it is easier for teachers and guardians to access and share certain information.



Arbor



Arbor – What can you do?



View
Attendance

View Behaviour
(positive and
negative)

View
Timetables

View
Homework
Assignments

Message the
school

Update your
profile

Update your
child's profile

View your
child's reports

View exam
timetables

Arbor Welcome Email: Sent Tuesday 25 June 2024



Sending completed 25 Jun 2024, 10:25

Subject Using the Arbor Parent Portal a

Hello

Welcome to Arbor!

Arbor is Heddingham School's chosen MIS (Management Information System) for attendance, organise timetables, keep track of, and manage books. To get logged into Arbor for the first time, and to help identify you to complete the tasks at your earliest convenience.

Task 1 - Getting logged in

If you have other children already at Heddingham School you can log in to Arbor. If you have not yet logged into Arbor, please go to: [https://login.arbor.sc](#) and enter your password for your account and will send these details to your email address (your email address) and the password you have just created.

Task 2 - Updating your personal details

You will have already received information from us asking you to complete our "confidential form". This form is designed to collect all the information we need to be able to make contact and communicate effectively with home about your child. The vast majority of these confidential forms have been completed. We now ask you politely to check your details to ensure that everything is correct and that anything missing is added. This is a vital part of how we communicate as a school so we ask that each respective "Primary Guardian" identified has their own unique email address. To check or update your details, please click on the button titled "View Student Profile" shown in the top-left hand corner of the Arbor Parent Portal. When you click on your name shown under the "Family, Guardian and Contacts" section. When you hover your mouse over each of the sections of the profile page, you will see the details of the contact numbers, emails. Please ensure these are all correct and up to date. You may find on your child's profile that there are several missing details. Please click on these in order to action this missing information and fill in anything that is required.

Task 3 - Adding any additional guardians

This email will be sent to all Primary Guardians identified either by the school or by the admission authority (Heddingham Local Authority Council, or if mentioned previously, we will have added all respective Parents, Guardians and other Emergency Contacts to our system when we updated the system to add any more, you can do so directly through Arbor. Once you have added all the required parent/guardian details into Arbor, if you are a Primary Guardian (with full permission to access Arbor and add/edit data), please contact the school on 01787 460470 to state you would like to be added to the system. Our front office staff will be able to assist you with this. As a school, we are responsible for ensuring that all student profiles are as accurate as possible. We ensure all Legal Guardians are still added to the system and identified to the school. Primary Guardians only need identifying if you have not been added to the system. Please click on the "View Student Profile" button on the top left of the "Family, Guardian and Contacts" section to add new guardians.



Search bar: arbor login

Buttons: Solihull Sixth Form, First time, Parent, Microsoft, Staffing, Ralph Thoresby, Teacher

About 136,000,000 results (0.25 seconds)

Arbor Login
<https://login.arbor.sc>

Arbor: Log in to your School

Need help? For help with **Arbor** Parent Portal or **Arbor** Management Information System (MIS) for schools, take a look at our Help Centre. Trouble logging in?

Forgot your password?

Need help? Looking to log in or sign up to the Arbor Parent Portal?

[More results from arbor.sc »](#)



Log in

☐ Remember me

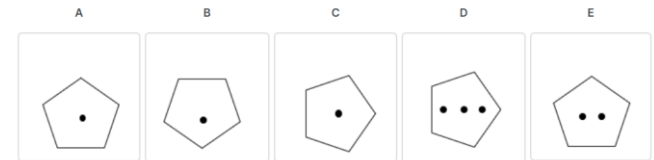

[Forgot your password?](#)

01787 460470

CAT and Reading Tests



- Cognitive Aptitude Tests completed within first 4 weeks.
- Tests done in the Sports Hall covering Verbal, Non-Verbal, Spatial and Quantitative elements.
- Combined with KS2 SAT's data to create Target Grades.
- Access Reading Tests completed on-screen within their first 4 weeks.
- Used to help identify any additional literacy support needs.



Test Preview

Look at the shop window and answer the questions.
Use it to answer the questions which follow, as quickly as you can.
Choose your answer to each question.

1 When does the sale start?

A now
B soon
C summer
D Tuesday

PREVIEW MODE: your answers and scores will not be saved.

Back Next



Thank you for
your time



Contact Details

Email: enquiries@hedingham.essex.sch.uk

Phone: 01787 460470

